



WA Exams Practice Paper E, 2016

Question/Answer Booklet

**MATHEMATICS
APPLICATIONS
UNIT 3**

**Section One:
Calculator-free**

If required by your examination administrator, please place your student identification label in this box

Student Number: In figures

--	--	--	--	--	--	--	--

In words

Your name

Time allowed for this section

Reading time before commencing work: five minutes

Working time for section: fifty minutes

Materials required/recommended for this section

To be provided by the supervisor

This Question/Answer Booklet

Formula Sheet

To be provided by the candidate

Standard items: pens (blue/black preferred), pencils (including coloured), sharpener, correction fluid/tape, eraser, ruler, highlighters

Special items: nil

Important note to candidates

No other items may be taken into the examination room. It is **your** responsibility to ensure that you do not have any unauthorised notes or other items of a non-personal nature in the examination room. If you have any unauthorised material with you, hand it to the supervisor **before** reading any further.

Structure of this paper

Section	Number of questions available	Number of questions to be answered	Working time (minutes)	Marks available	Percentage of exam
Section One: Calculator-free	7	7	50	52	35
Section Two: Calculator-assumed	12	12	100	98	65
Total				150	100

Instructions to candidates

1. The rules for the conduct of examinations are detailed in the school handbook. Sitting this examination implies that you agree to abide by these rules.
2. Write your answers in this Question/Answer Booklet.
3. You must be careful to confine your response to the specific question asked and to follow any instructions that are specified to a particular question.
4. Spare pages are included at the end of this booklet. They can be used for planning your responses and/or as additional space if required to continue an answer.
 - Planning: If you use the spare pages for planning, indicate this clearly at the top of the page.
 - Continuing an answer: If you need to use the space to continue an answer, indicate in the original answer space where the answer is continued, i.e. give the page number. Fill in the number of the question that you are continuing to answer at the top of the page.
5. **Show all your working clearly.** Your working should be in sufficient detail to allow your answers to be checked readily and for marks to be awarded for reasoning. Incorrect answers given without supporting reasoning cannot be allocated any marks. For any question or part question worth more than two marks, valid working or justification is required to receive full marks. If you repeat any question, ensure that you cancel the answer you do not wish to have marked.
6. It is recommended that you **do not use pencil**, except in diagrams.
7. The Formula Sheet is **not** to be handed in with your Question/Answer Booklet.

Section One: Calculator-free

35% (52 Marks)

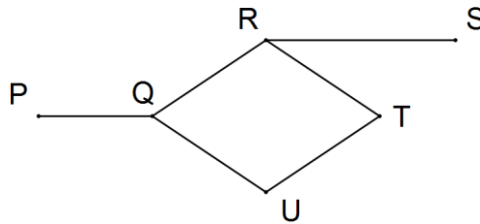
This section has **seven (7)** questions. Answer **all** questions. Write your answers in the spaces provided.

Working time for this section is 50 minutes.

Question 1

(5 marks)

A simple graph is shown below.



(a) Explain why the graph is simple.

(2 marks)

(b) Clearly explain why the graph contains a Hamiltonian path but not a Hamiltonian cycle.

(3 marks)

Question 2

(8 marks)

- (a) Types of data can be described using the words categorical, numerical, nominal, ordinal, discrete and continuous. Choose two of these words that best describe each of the following data types:
- (i) The number of students who sit an exam. (1 mark)

 - (ii) The ranking of students results in an exam. (1 mark)
- (b) A class was set a task to investigate whether an association exists between a student's height and their hand span.
- (i) What type of graph would be appropriate to analyse data collected? (1 mark)

 - (ii) What statistical measure would be appropriate to calculate as part of the data analysis? (1 mark)

 - (iii) One student designed the questionnaire shown below. Comment on the appropriateness of their design. (2 marks)

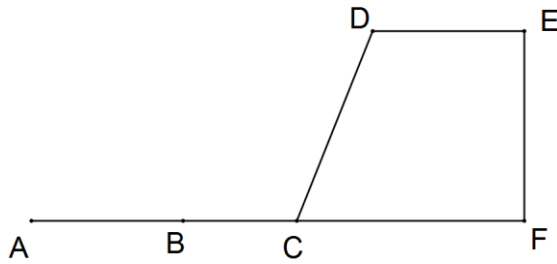
Height in cm (circle one)	150- 155	155- 160	160- 165	165- 170	170- 175	175- 180	180- 185
Hand span in cm (circle one)	16	17	18	19	20	21	22

- (iv) A student carried out the investigation, found that a strong positive association existed, and concluded that having a large hand span was due to being tall. Comment on their conclusion. (2 marks)

Question 3

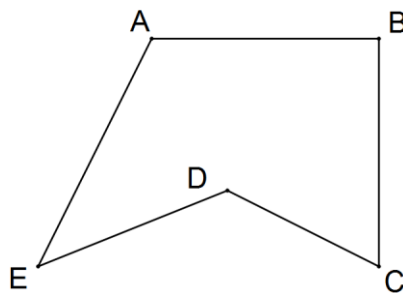
(7 marks)

- (a) Two sets of points are shown in the bipartite graph below. List the vertices belonging to each of the sets. (2 marks)



- (b) Three songs, labelled P, Q and R, were released over a number of years on a variety of compilation CDs, labelled E, F, G and H, as follows: P was released on all four CDs; Q was released on E and H; and R was released on F and G. Show this information as a bipartite graph. (3 marks)

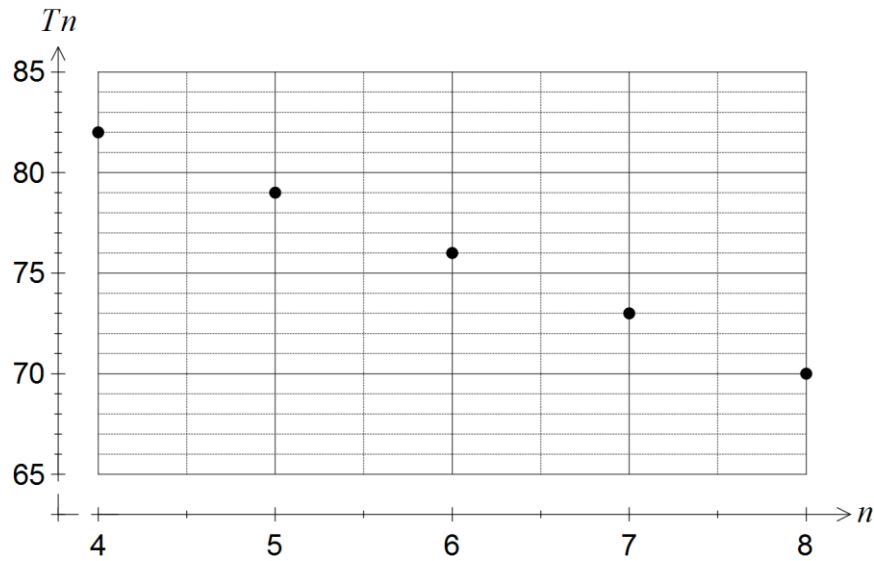
- (c) State whether the graph with five vertices shown below is complete. If it is, explain why. If not, add any missing edges. (2 marks)



Question 4

(7 marks)

The terms of a sequence are shown in the graph below.



(a) Describe the feature of the graph that indicates the sequence is arithmetic. (1 mark)

(b) Determine

(i) T_9 . (1 mark)

(ii) T_1 . (1 mark)

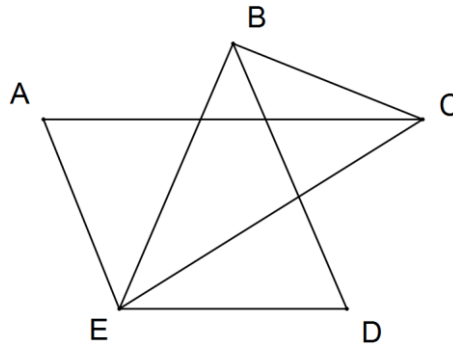
(c) The rule for the n^{th} term of the sequence is $T_n = an + b$. Determine the values of the constants a and b . (2 marks)

(d) Determine the smallest value of n such that $T_n < 0$. (2 marks)

Question 5

(9 marks)

A graph with five vertices is shown below.



(a) Redraw the graph with no edges crossing to show that it is planar. (2 marks)

(b) State the number of edges and faces and hence show that the graph satisfies Euler's formula. (3 marks)

(c) List, in order, the vertices of a trail that shows the graph is semi-Eulerian. (2 marks)

(d) An edge can be added to the graph so that the graph becomes Eulerian.

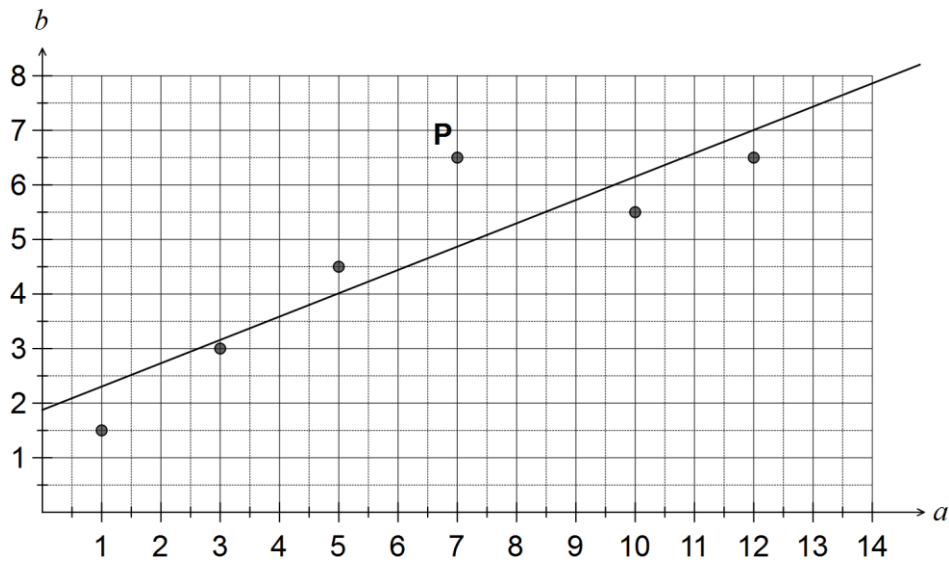
(i) Between which two vertices should the edge be added? (1 mark)

(ii) If a suitable edge is added, how many of the vertices are suitable for the start of a Eulerian trail? (1 mark)

Question 6

(8 marks)


The scatterplot and least-squares line for a set of bivariate data (a, b) with correlation coefficient 0.9 is shown.



(a) Describe the effect on the correlation coefficient if the point labelled P was removed from the dataset. (1 mark)

(b) Describe the effect on the least-squares line if all data points with $a > 8$ were removed from the dataset. (2 marks)

(c) Construct a residual plot for the six paired values on the axes below. (3 marks)



(d) Comment, with reasons, on the appropriateness of fitting a linear model to this dataset. (2 marks)

Question 7

(8 marks)

(a) Given that $T_{n+1} = \frac{1}{2}T_n + 4$, $T_3 = 14$, determine

(i) T_4 . (1 mark)

(ii) T_1 . (2 marks)

(iii) The long term steady-state solution of the sequence. (2 marks)

(b) The first three terms of a sequence given by $T_{n+1} = aT_n + b$, $T_1 = 2$ are 2, 5 and 17. Determine the values of the constants a and b . (3 marks)

Additional working space

Question number: _____

Additional working space

Question number: _____

© 2015 WA Exam Papers. Kennedy Baptist College has a non-exclusive licence to copy and communicate this paper for non-commercial, educational use within the school. No other copying, communication or use is permitted without the express written permission of WA Exam Papers.